

On-Demand

The On-Demand section allows users to access education at any time for the purpose of claiming continuing education credits. Once the content has been viewed users complete a test/attestation, an evaluation and the system generates a certificate.

Accessing On-Demand from a computer: Begin by accessing the Avera CE Portal using the following web URL: <https://avera.cloud-cme.com>.

Once logged into the attendee portal, click the OnDemand button on the top middle of the screen.



Once the desired activity has been located, click the green **Register** button.

A screenshot of a course registration page. On the left is a sidebar with a green "Registered" button (highlighted with a red box) and a "Details" button. The main content area shows the course title "2023 Advance Care Planning - What, Why, When and How" in green. Below the title are the release date "Saturday, April 15, 2023" and end date "Sunday, December 31, 2023". A "Target Audience" section lists specialties and professions. A "Credits" section lists various credit types and hours. A descriptive paragraph follows. At the bottom, there are several colored buttons for registration types: ONLINE, ASWBGEN, IPCE, NFA, NURSING HOME ADMINISTRATOR, PHYSICIAN, NURSE, PALLIATIVE, and SW ASWB - GENERAL.


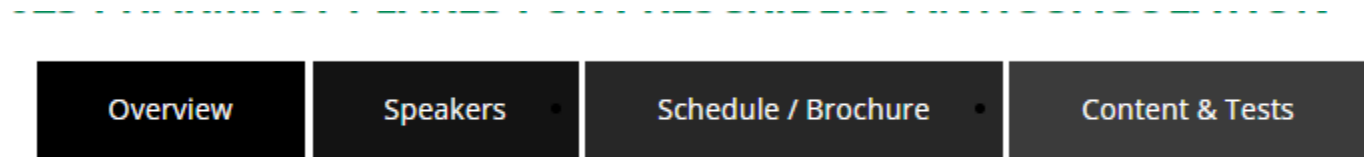
Click on the **Continue** button confirming you are logged in to the correct profile.

Select the appropriate **Registration Type**. If a promotional code was provided to you, enter it at this time and click Submit Code. Click **Continue**.

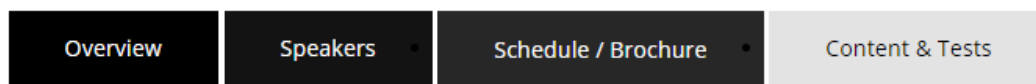


On-Demand

Click the **Content** tab at the top of the screen.



Click **VIEW VIDEO**.



2023 Self-Care

Handouts:

[Bibliography](#)

By starting this course, you agree to prevent any unauthorized copying, recording, distribution and/or re-broadcast of this course. You are not authorized to record lectures or content.

 **VIEW VIDEO**

 **POST-TEST**

