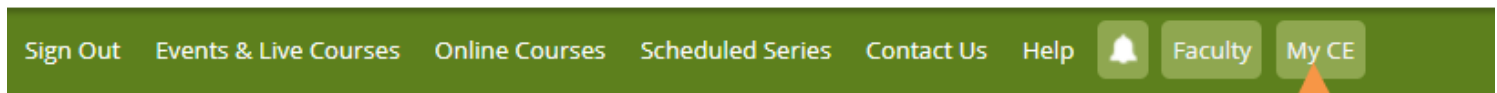


Avera CE Portal


My CE Button

The “My CE” button houses several functions of the Avera CE Portal. You are able to access your profile, transcript, evaluations/certificates, registrations, Claim Credit, test and syllabus. This button is located in the green bar at the top of the page.

Click My CE




Click on the button you need and proceed.




Profile

Profile: demographic information, credit types, and password reset




Transcript

Transcript: download transcript and upload documentation/certificates for comprehensive education record



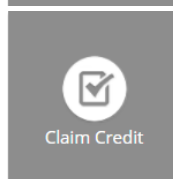
Evaluations & Certificates

Evaluations & Certificates: evaluations to be taken and certificates of attendance



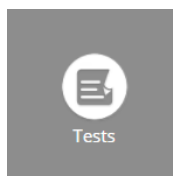
Registrations & Receipts

Registrations & Receipts: copy of receipt for all educational activities that you attend




Claim Credit

Claim Credit: enter code and take evaluation to record attendance



Tests

Tests: tests assigned to an activity



Syllabus

Syllabus: presentations that have been attached to an activity