

Avera CE Portal

How to claim credit

When you are unable to text attendance, you can claim credit. Do not text attendance **AND** claim credit.

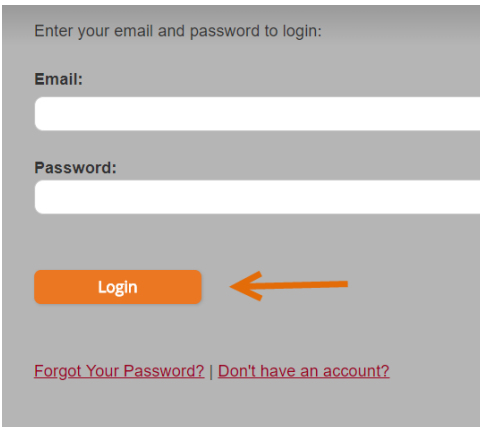
Login by clicking the following link: <https://avera.cloud-cme.com>.



Sign In Events & Live Courses On Demand Courses Scheduled Series Contact Us Help

If you have been to the Avera CE Portal previously, click Sign In.

Enter your email address and password and click Log In.



Enter your email and password to login:

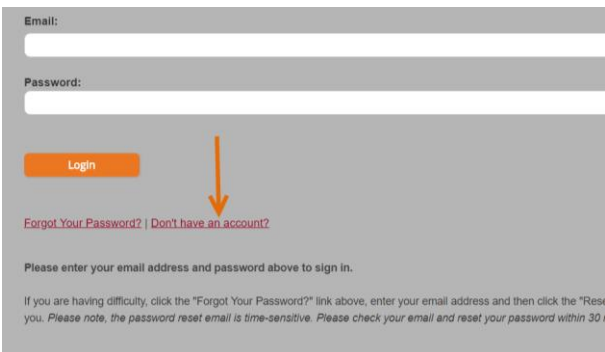
Email:

Password:

Login

[Forgot Your Password?](#) | [Don't have an account?](#)

If you have **NOT** been to the Avera CE Portal previously, click on "Don't Have an Account?" link.



Email:

Password:

Login

[Forgot Your Password?](#) | [Don't have an account?](#)

Please enter your email address and password above to sign in.

If you are having difficulty, click the "Forgot Your Password?" link above, enter your email address and then click the "Reset Password" link. Please note, the password reset email is time-sensitive. Please check your email and reset your password within 30 minutes.

For assistance, please contact Avera Leadership and Organizational Development Continuing Education Team by phone (605-322-7879) or email (averaeducationevents@avera.org).

Avera CE Portal

How to claim credit

Enter the information in the “Need An Account?”. Then click “Create Account”.

Need an Account?

Enter Your Information. *All fields are required.

Email

First Name Last Name

Password Confirm Password

Select Degree:
 -- Select Degree --

Select Profession:
 -- Select Profession --

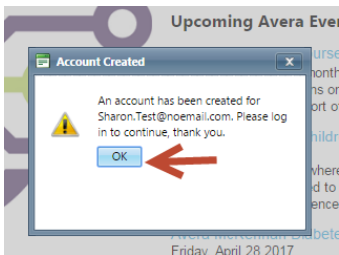
Select Primary Credit Eligibility:
 -- Select Credit Type --

*Profession can be updated in the "My Profile" area

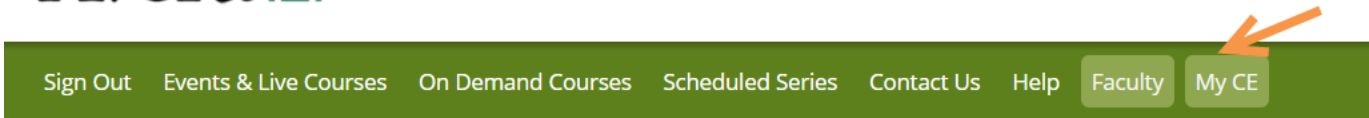
*Additional credit eligibilities can be updated in the "My Profile" area

Create Account

You will receive a message confirming an account has been created for you. Click ok to log in and continue.

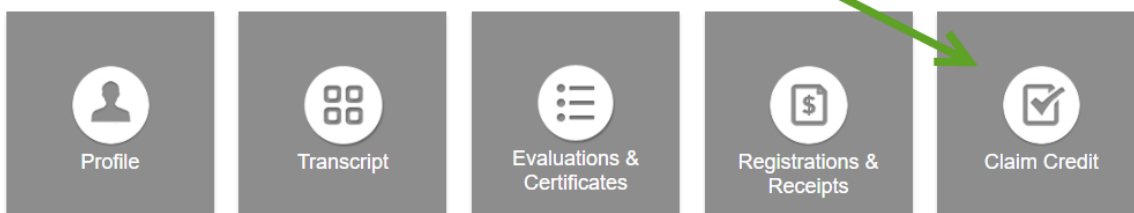


Once logged in to your account, click the My CE button (upper right hand corner). Click on the “Claim Credit” tile and complete all fields highlighted in red. The event code is the texting code received at the activity.



My CE

Instructions: Click a button to proceed.



For assistance, please contact Avera Leadership and Organizational Development Continuing Education Team by phone (605-322-7879) or email (averaeducationevents@avera.org).

Avera CE Portal

How to claim credit

Enter the code given at the activity into the *Enter the Event ID* field and verify.

Self-Claim Credits

To claim credits for an activity, enter it's ID (number) below, then click Verify Event ID. Then complete the remaining questions and click submit.

Please Enter the Event ID: *

For assistance, please contact Avera Leadership and Organizational Development Continuing Education Team by phone (605-322-7879) or email (averaeducationevents@avera.org).