


Avera CE Portal

How to choose credit type(s)

All CE Portal Profiles must have at least one credit type chosen within individual profiles. This document helps individuals in the CE Portal choose what credit type is right for them.

Login by clicking the following link: <https://avera.cloud-cme.com>.



If you have been to the Avera CE Portal previously, click Sign In.

Enter your email address and password and click Log In.

A screenshot of the login form. It has a grey background. At the top, it says 'Enter your email and password to login:'. Below this are two input fields: 'Email:' and 'Password:'. Below the input fields is an orange 'Login' button. An orange arrow points to the 'Login' button. Below the button are two links: 'Forgot Your Password?' and 'Don't have an account?'.

If you have NOT been to the Avera CE Portal previously, click on “Don’t Have an Account?” link.

A screenshot of the login form. It has a grey background. At the top, it says 'Enter your email and password to login:'. Below this are two input fields: 'Email:' and 'Password:'. Below the input fields is an orange 'Login' button. Below the button are two links: 'Forgot Your Password?' and 'Don't have an account?'. An orange arrow points to the 'Don't have an account?' link. Below the links is a paragraph: 'Please enter your email address and password above to sign in. If you are having difficulty, click the "Forgot Your Password?" link above, enter your email address and then click the "Reset" button. Please note, the password reset email is time-sensitive. Please check your email and reset your password within 30 minutes.'.

For assistance, please contact Avera Leadership and Organizational Development Continuing Education Team by phone (605-322-7879) or email (averaeducationevents@avera.org).

Avera CE Portal

How to choose credit type(s)

Enter the information in the “Need An Account?”. Then click “Create Account”.

Need an Account?

Enter Your Information. **All fields are required.*

Select Degree: ✓
-- Select Degree --

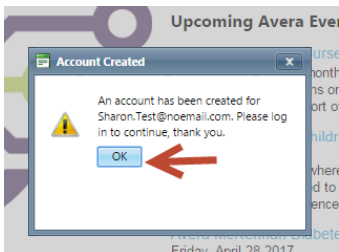
Select Profession: ✓
-- Select Profession --
**Profession can be updated in the "My Profile" area*

Select Primary Credit Eligibility: ✓
-- Select Credit Type --
**Additional credit eligibilities can be updated in the "My Profile" area*

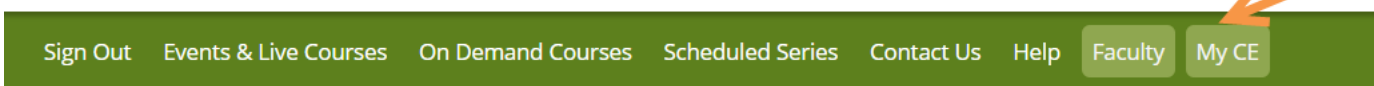
Create Account

⬅ [Go Back to Login](#)

You will receive a message confirming an account has been created for you. Click ok to log in and continue.



Once logged in to your account, click the My CE button (upper right hand corner). Click on the “Profile” to update your credits.




For assistance, please contact Avera Leadership and Organizational Development Continuing Education Team by phone (605-322-7879) or email (averaeducationevents@avera.org).

Avera CE Portal

How to choose credit type(s)

My CE

Instructions: Click a button to proceed.



Choose the correct credit type(s). This credit listing is all the different types of credits that Avera offers at educational activities. These are credits that you are eligible for; it does not guarantee that this type of credit will be offered for an educational activity that you attend. *You will have a separate certificate for each credit type that you choose. You will have a separate transcript for each credit type that you choose.*

Basic Information

I am eligible for the following credit types (choose all that apply): *

- | | |
|--|--|
| <input type="checkbox"/> Physician (AMA PRA Category 1™) | <input type="checkbox"/> Nursing (ANCC) |
| <input type="checkbox"/> Non-Physician CME | <input type="checkbox"/> General Attendance |
| <input type="checkbox"/> Social Work (SD Board of Examiners) | <input type="checkbox"/> Pharmacy (SD Board) |
| <input type="checkbox"/> Respiratory Therapy (AARC) | <input type="checkbox"/> Nursing Facility Administrator (SD Board) |
| <input type="checkbox"/> Medical Assistant (AAMA) | <input type="checkbox"/> Athletic Training (BOC-EBP Cat) |
| <input type="checkbox"/> EMS (SD DOH) | <input type="checkbox"/> Athletic Training (BOC-Cat A) |
| <input type="checkbox"/> Addiction & Prevention Professionals (BAPP) | <input type="checkbox"/> Counselors, Marriage & Family Therapy (SD Board of Examiners) |
| <input type="checkbox"/> Dietary Manager (ANFP) | <input type="checkbox"/> Radiology Technologist (ASRT) |
| <input type="checkbox"/> School Nutrition (SNA) | <input type="checkbox"/> Registered Dietitian (CDR) |
| <input type="checkbox"/> Laboratory Professionals (ASCLS - PACE) | |

You can't leave this empty: I am eligible for the following credit types (choose all that apply):

Further explanation of credits:

Non-Physician CME – Anyone that needs CME credit that is not an MD or DO (ex/APP's)

General Attendance – Anyone that needs a certificate of completion

Other options – Discipline-specific requirements

For assistance, please contact Avera Leadership and Organizational Development Continuing Education Team by phone (605-322-7879) or email (averaeducationevents@avera.org).